

1. Approving Civil Aviation Authority/Country: FAA / United States

2. **AUTHORIZED RELEASE CERTIFICATE**
FAA form 8130-3, AIRWORTHINESS APPROVAL TAG

3. Form Tracking Number: 20182183

4. Organization Name and Address: BOMBARDIER AEROSPACE, Learjet Inc., Wichita Service Center
Bldg 7, Dock 10, 8220 W. Harry, Wichita, Kansas 67209-2924 (FAA/CRS# LK2R981K)

5. Work Order/Contract/Invoice Number: 20182183

6. Item:	7. Description:	8. Part Number:	9. Quantity:	10. Serial Number:	11. Status/Work:
1	STRUT ASSY, MAIN LANDING	2394105-826	1	0104	OVERHAULED

12. Remarks: SEE ATTACHED SERVICE ORDER #20182183 FOR WORK PERFORMED. OVERHAULED STRUT AND COMPLIED WITH MAJOR LANDING GEAR INSPECTION. TSO-00:00 HRS CURE DATE: 2011 SCOTT KAFKA 45858

Wichita Service Center. CRS FAA/CRS# LK2R981K certifies that the work specified in Block 11/12 was carried out in accordance with EASA Part 145 and in respect to that work the component is considered ready for release to service under EASA Part - 145 Approval Number: EASA 145.4624

13a. Certifies the items identified above were manufactured in conformity to:

Approved design data and are in a condition for safe operation.

Non-approved design data specified in Block 12.

14a. 14 CFR 43.9 Return to Service Other regulation specified in Block 12

Certifies that unless otherwise specified in Block 12, the work identified in Block 11 and described in Block 12 was accomplished in accordance with Title 14, Code of Federal Regulations, part 43 and in respect to that work, the items are approved for return to service.

13b. Authorized Signature:	13c. Approver/Authorizer No.:	14b. Authorized Signature:	14c. Approval/Certificate No.:
13d. Name (Typed or Printed):	13e. Date (dd/mm/yyyy):	14d. Name (Typed or Printed):	14e. Date (dd/mm/yyyy):
		<i>William Webers</i>	FAA/CRS# LK2R981K
		<i>William Webers</i>	25/NOV/2015

User/Installer Responsibilities

It is important to understand that the existence of this document alone does not automatically constitute authority to install the engine/propeller/article.

Where the user/installer performs work in accordance with the national regulations of an airworthiness authority different than the airworthiness authority of the country specified in Block 1, it is essential that the user/installer ensures that his/her airworthiness authority accepts aircraft engine(s)/propeller(s)/article(s) from the airworthiness authority of the country specified in block 1.

Statements in Blocks Statements in blocks 13a and 14a do not constitute installation certification. In all cases, aircraft maintenance records must contain an installation certification issued in accordance with the national regulations by the user/installer before the aircraft may be flown.

1870
1871
1872
1873
1874
1875
1876
1877
1878
1879
1880
1881
1882
1883
1884
1885
1886
1887
1888
1889
1890
1891
1892
1893
1894
1895
1896
1897
1898
1899
1900

Work Order Number: 3428490	Service Order Number: 20182183	SVO Control Number:	Work Center: 1AGNHL	Required Date: 11-25-15
Customer Name: Global Parts Inc.	Purchase Order: 083401-CRO	Originating SVO Number:	ATA Code:	RII: NO
Aircraft Model and SN:	Registration:	Nomenclature: STRUT ASSY, MAIN LANDING	Part Number: 2394105-826	Serial Number: 0104
Aircraft Hours:	Aircraft Landings:	Component Hours: 12297.1	Component Cycles: 11780.0	New Part Number:
Date Discrepancy Entered: 09-02-2015	Written By: K CORNWELL	Date Authorized to Work: 09-02-2015	Authorized By: K CORNWELL	Location: SCOTT 2A

DISCREPANCY / TASK:
FOR STOCK ITEM

Reason for Removal (Select one)

DEFECT: PLEASE EVALUATE FOR REPAIR IN ACCORDANCE TO THE LATEST CMM OR OTHER

APPROVED FAA DATA

LOC: GRAY CART	<input checked="" type="checkbox"/>	Scheduled
	<input type="checkbox"/>	Failed
	<input type="checkbox"/>	Worn to Limit
	<input type="checkbox"/>	DOA
Comply with Preliminary Inspection:	Date: 9-29-15	Performed By: 9-30-15

Other

CORRECTIVE ACTION:
- DISPOSTN - 0060 - TEARDOWN REPORT

THE FOLLOWING WORK PERFORMED IS IN ACCORDANCE WITH LEARJET 35 MM REV A4 MAR 02/15 32-11-00, 32-10-25, 05-11-00, 05-10-26. STARTED DISASSEMBLY. SCOTT KAFKA 45858 9-29-15

COMPLETED DISASSEMBLY, CLEANED AND INSPECTED. NO BUFFER INSTALLED IN STRUT. PREPARED PARTS FOR DIMENSIONAL CHECK. SCOTT KAFKA 45858 9-30-15

COMPLIED WITH DIMENSIONAL CHECK. PREPARED PARTS FOR NDI. CAL TOOLS USED: L0066, L0087, L1940, L0062. THE

MATERIAL INFORMATION

QTY	NOMENCLATURE	PART NUMBER OFF / SERIAL NUMBER OFF	PART NUMBER ON / SERIAL # ON
2 EA.	Torque link		2341119-7
2 EA.	Cotter Pin		MS24665-300
2 EA.	Cotter Pin		MS24665-134
2 EA.	Nut		MS14145L4
2 EA.	Washer		AN960 PD 416L
1 EA.	Buffer		2441103-1

The component identified above was repaired and inspected in accordance with current Federal Aviation Regulations, found airworthy and is approved for return to service with respect to the work performed.

Performed By:	Inspected By: see QA Form -003	F/T:	Closed:
---------------	--------------------------------	------	---------

Billing: <input checked="" type="checkbox"/> T&M <input type="checkbox"/> Estimate <input type="checkbox"/> Guaranteed	<input type="checkbox"/> Rework <input type="checkbox"/> No Charge <input type="checkbox"/> Warranty Consideration	Additions to Labor and Material Estimate \$s: Date: Total \$ Est. Auth by
--	--	--


11
1955
1955-1956


12
1955
1955-1956


13
1955
1955-1956



Work Order Number: 3428490	Service Order Number: 20182183	Service Order Control Number:
Registration:	Aircraft Model and Serial Number:	Page <u>2</u> of <u>3</u>
Nomenclature: STRUT ASSY, MAIN LANDING GEAR	Part Number: 2394105-826	Serial Number: 0104





CORRECTIVE ACTION:



FOLLOWING PARTS WERE REJECTED. PISTON P/N 5441003-8 DEEP ROCK DAMAGE, STRIKER PLATE: P/N 2441012-007 HAS DEEP GROOVE, HEAD-PISTON P/N 2341102-2 WORN BEYOND SERVICEABLE LIMITS. METERING PIN P/N 2341108-2 WORN WITH CHATTER MARKS, SCOTT KAFKA 45858 10-08-15  10-8-15

PERFORMED FLUORESCENT PENETRANT AND MAGNETIC PARTICLE INSPECTIONS ON SUBMITTED PARTS I.A.W. LEARJET PUBLICATION NDI-1, REV. 3, AND ASTM'S E1417M-13 AND E1444M-12, SEE CAL. TOOL LIST. ORIFICE TUBE IS CRACKED IN THE SEAL AREA NEAR THE TOP, REJECTED. AXLE SOCKET IS CRACKED. NO OTHER RELEVANT INDICATIONS NOTED. AARON CARPENTER 29180 8 OCT. 2015 

SUBMITTING ESTIMATE FOR MAJOR LANDING GEAR INSPECTION AND INCLUDES COMPLIANCE OF IRN:V3211102 REPLACEMENT OF TORQUE LINKS 6000 LANDING INTERVAL. SCOTT KAFKA 45858 10-09-15  10-9-15

Complied with Major Landing Gear Inspection. Reassembled strut using new parts listed.  11-20-15  11-20-15

Sealed strut with 5606 Hydraulic fluid and performed pressure leak checks. Leak checked good. CALIBRATED TOOL used: 21404. PREPARED STRUT FOR PAINT. APPLIED PRIMER TO STRUT.  NOV 23 2015  NOV 23 2015 Painted strut  11-24-15  11-24-15

Completed overhaul and complied with Major Landing Gear Inspection. TSO-00100 His Cure Date: 2011  11-25-15  11-25-15

MATERIAL INFORMATION for AIRCRAFT SERVICE ORDER

QTY	NOMENCLATURE	PART NUMBER OFF / SERIAL # OFF	PART NUMBER ON / SERIAL # ON

MATERIAL INFORMATION for COMPONENT SERVICE ORDER

QTY	NOMENCLATURE	PART NUMBER OFF / SERIAL # OFF	PART NUMBER ON / SERIAL # ON
1 EA.	G.T. Ring		733 Eoms 987 P5
1 EA.	Packing		MS 28775-334
1 EA.	Back up		MS 28774-334
1 EA.	Felt		MS 28932 C10-00
1 EA.	G.T. seal		7338 MS-987-P5
1 EA.	G.T. Ring		7338 FT-987-P5
1 EA.	Scrapper		CC401-337-01
2 EA.	Strap		5441100-4
2 EA.	SS Seal		44 PB
1 EA.	Packing		MS 28775-015
1 EA.	Plug		2327111-1
1 EA.	NAS 6204-16 D		
1 EA.	Bolt		NAS 6204-16 D
1 EA.	Bolt		NAS 6204-36 D
1 EA.	cotter Pin		MS 24665-374
1 EA.	Air Valve		MS 28889-2
2 EA.	screw		MS 35275-227
1 EA.	Bolt		NAS 1306-35 D
1 EA.	Nut		MS 14144 L6
1 EA.	Knurled Pin		2341110-003

NOV 25 2015

The aircraft or component identified above was repaired and inspected in accordance with current Federal Aviation Regulations, found airworthy with respect to the work performed.

Performed By: 	Inspected By: <i>see Page 3</i>	FT: 	Closed:
----------------------------	---------------------------------	------------------	----------------------

Work Order Number: 3428490	Service Order Number: 20182183	Service Order Control Number:
Registration:	Aircraft Model and Serial Number:	Page 3 of 3
Nomenclature: STRUT ASSY, MAIN LANDING GEAR	Part Number: 2394105-826	Serial Number: 0104

See parts list on back

MATERIAL INFORMATION for AIRCRAFT SERVICE ORDER

QTY	NOMENCLATURE	PART NUMBER OFF / SERIAL # OFF	PART NUMBER ON / SERIAL # ON

MATERIAL INFORMATION for COMPONENT SERVICE ORDER

QTY	NOMENCLATURE	PART NUMBER OFF / SERIAL # OFF	PART NUMBER ON / SERIAL # ON
2EA	WASHER		MPN #: MS21268C24 SERIAL #:
2EA	BOLT ASSY		MPN #: 2341114-3 SERIAL #:
2EA	NUT, SELF-LKG, CASTEL		MPN #: MS14146L6 SERIAL #:
2EA	WASHER, FLAT		MPN #: NAS1149F0663P SERIAL #:
1EA	PLATE, ID		MPN #: 2440003-2 SERIAL #:
1EA	SEALANT, SEMKIT 2.6 O		MPN #: 890B1-2-666 SERIAL #:
1EA	BUSHING		MPN #: 2341130-2 SERIAL #:
1EA	PISTON ASSY		MPN #: 6441003-8 SERIAL #:
1EA	PIN		MPN #: 2341108-2 SERIAL #:
1EA	HEAD PISTON MAIN GEAR		MPN #: 2341102-2 SERIAL #:
1EA	ORIFICE SUPPORT ASSY		MPN #: 6041103-016 SERIAL #:
1EA	BOLT, HEX HD, SHORT T		MPN #: NAS1107-61 SERIAL #:
1EA	BOLT, HEX HD, SHORT T		MPN #: NAS1106-34 SERIAL #:
1EA	PLATE		MPN #: 2441012-008 SERIAL #:
1EA	SOCKET, AXLE		MPN #: 2341107-007 SERIAL #:
1EA	PIN -TRUNNION, FWD, M		MPN #: 6041113-1 SERIAL #:
1EA	NUT, SELF-LKG, HEX, R		MPN #: MS21042-4 SERIAL #:
1EA	NUT, SELF-LKG, HEX, R		MPN #: MS21083N6 SERIAL #:
1EA	NUT, SELF-LOCKING, HE		MPN #: MS21083N7 SERIAL #:
1EA	BOLT		MPN #: 6441007-1 SERIAL #:

The aircraft or component identified above was repaired and inspected in accordance with current Federal Aviation Regulations, found airworthy with respect to the work performed.

Performed By: NOV 25 2015	Inspected By: NOV 25 2015	F/T: NOV 25 2015	Closed: NOV 25 2015
-------------------------------------	-------------------------------------	----------------------------	-------------------------------